



# CONTENTS

<b>Introduction</b> .....	6
<b>Part 1. The Basics of the Structure and Reactivity of Organic Compounds</b> .....	8
Topic 1. Classification and Nomenclature of Organic Compounds .....	8
Topic 2. Chemical Bonds and Mutual Influence of Atoms in Organic Compounds .....	16
Topic 3. Reactivity of Hydrocarbons .....	24
Boundary Test 1. «The Basics of the Structure and Reactivity of Organic Compounds» .....	34
<b>Part 2. Biologically Important Reactions of Monofunctional     Organic Compounds</b> .....	37
Topic 4. Reactivity of Alcohols, Phenols, Thiols, and Amines .....	37
Topic 5. Reactivity of Aldehydes and Ketones .....	48
Topic 6. Reactivity of Carboxylic Acids and Their Functional Derivatives .....	57
Boundary Test 2. «Biologically Important Reactions of Monofunctional Organic Compounds» .....	66
<b>Part 3. Poly- and Heterofunctional Compounds of Biological Importance</b> .....	69
Topic 7. Stereoisomerism of Organic Compounds .....	69
Topic 8. Specific Reactivity of Poly- and Heterofunctional Compounds .....	77
Topic 9. Lipids .....	89
Boundary Test 3. «Poly- and Heterofunctional Compounds of Biological Importance» .....	96
<b>Part 4. Biopolymers and Their Structural Constituents.     Low-molecular-weight Bioregulators</b> .....	99
Topic 10. Carbohydrates (Monosaccharides) .....	99
Topic 11. Carbohydrates (Disaccharides and Polysaccharides) .....	111
Topic 12. $\alpha$ -Amino Acids, Peptides, and Proteins .....	116
Topic 13. Biologically Important Heterocyclic Compounds .....	128
Topic 14. Nucleic Acids. Nucleotide Coenzymes .....	134
Boundary Test 4. «Biopolymers and Their Structural Constituents» .....	145
Topic 15. Low-molecular-weight Bioregulators .....	148

# Part 1

## The Basics of the Structure and Reactivity of Organic Compounds

---

### Topic 1. Classification and Nomenclature of Organic Compounds

---

#### The student should be able

1. To determine by the structure of the carbon skeleton the affiliation of organic compounds to the respective classification groups.
2. To establish by structural formula the presence of a functional group in a molecule and to attribute the organic compound to a particular class.
3. To compose the name of an organic compound by IUPAC nomenclature (substitutive and radicofunctional) and, conversely, by a name to draw up a structural formula.
4. To represent possible structural isomers of a particular organic compound.

#### The student should know

1. Criteria for classifying organic compounds.
2. Basic classes of organic compounds. Functional groups.
3. The basic rules of the systematic IUPAC nomenclature. Terms: parent structure, substituents, functional groups.

#### The content of the topic

Classification signs of organic compounds: the structure of a carbon skeleton and the nature of a functional group. Functional group. Structural formula, constitutional (structural) isomers.

General formulas of biologically important classes of organic compounds: alcohols, phenols, thiols, amines, ethers, sulfides, aldehydes, ketones, carboxylic acids. Hydrocarbon residues.

The basic rules for naming organic compounds by IUPAC nomenclature; substitutive and radicofunctional nomenclature. The parent structure, substituents, functional groups.

#### INFORMATION SOURCES

Textbook: Chapter 1, pp. 24–25; Chapter 2, pp. 27–39.

#### Glossary (check your competence)

Constitutional (structural) isomers	Parent structure
Structural formulas	Functional group
Substitutive nomenclature	Substituent
Radicofunctional nomenclature	Hydrocarbon group

\*\*\*\*\*

**CLASSROOM WORK****1. Write down the following definitions:***Functional group* — \_\_\_\_\_

---



---



---

*Parent structure* — \_\_\_\_\_

---



---



---

*Hydrocarbon group* — \_\_\_\_\_

---



---



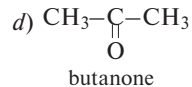
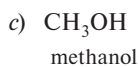
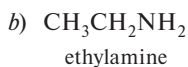
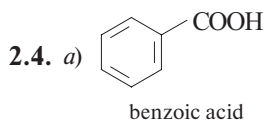
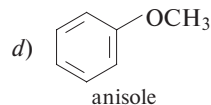
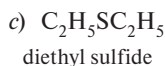

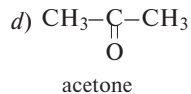
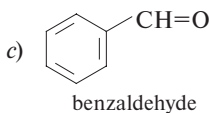
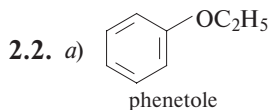
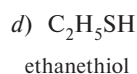
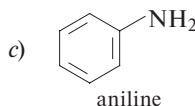
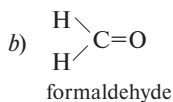
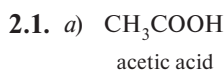
---

**2. Which functional group in each of the cited compounds determines its belonging to the organic compound class?***Example.**Structural formula:**Functional group:*

OH - hydroxy group

*Class:*

alcohols




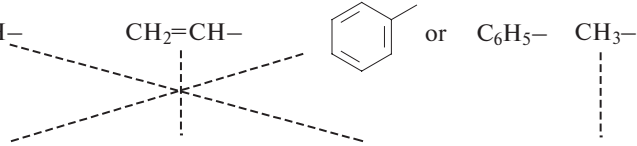
\*\*\*\*\*

	<i>Functional group:</i>	<i>Class:</i>
a)	_____	_____
b)	_____	_____
c)	_____	_____
d)	_____	_____

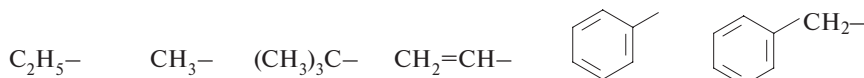
### 3. Connect the structural formulas of hydrocarbon groups and their names with a line.

*Example.*

*Formulas of hydrocarbon groups:*

$(\text{CH}_3)_2\text{CH}-$	$\text{CH}_2=\text{CH}-$		or	$\text{C}_6\text{H}_5-$	$\text{CH}_3-$
					
<i>The group names:</i>	phenyl	vinyl	isopropyl	propyl	methyl

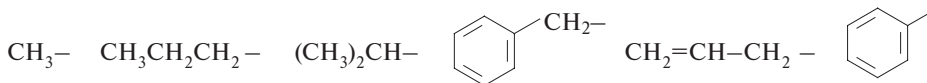
#### 3.1. Formulas of hydrocarbon groups:



*The group names:*

methyl    ethyl    vinyl    *tert*-butyl    benzyl    butyl    phenyl

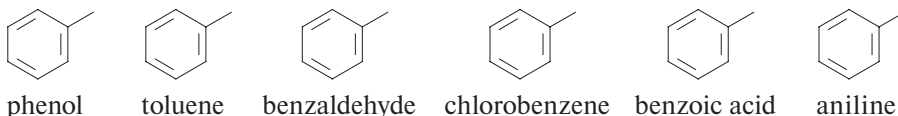
#### 3.2. Formulas of hydrocarbon groups:



*The group names:*

propyl    methyl    isopropyl    isobutyl    allyl    phenyl    benzyl

### 4. Add functional or hydrocarbon groups to structural formulas according to the names of benzene derivatives:



\*\*\*\*\*

## 5. Fill in the spaces using Table 2.2 (Textbook, p. 31).

Functional group		
Formula*	Prefix name	Suffix name
-OH	hydroxy-	
		-thiol
	amino-	
-COOH	-	
-COOH	carboxy-	
-CH=O	-	
	oxo-	-one

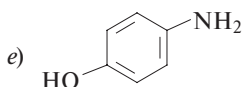
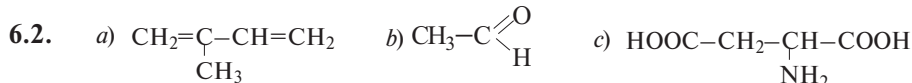
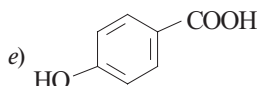
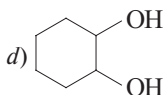
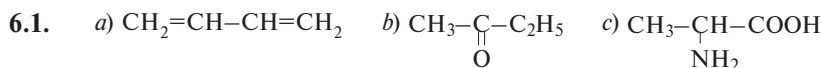
\* Accented carbon atom is included in the parent structure.

## 6. Give the IUPAC substitutive names for the following compounds, using Tables 2.1 and 2.2 (Textbook, pp. 26 and 31).

.....

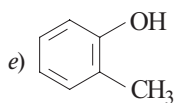
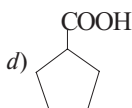
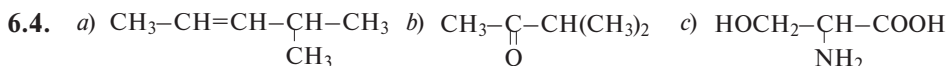
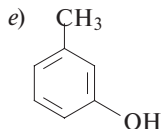
*Senior functional group:* the carboxy group, reflected by a combination of **-oic acid**.*Parent structure and numbering in it:* the parent structure is **propane**, numbering is carried out so that the carbon atom of the carboxy group gets the lowest number.*Substituent:* the hydroxy group, reflected by the prefix **hydroxy** with indicating its position (the atom C-2).*Substitutive name:* 2-hydroxypropanoic acid.

.....



\*\*\*\*\*

6.3.



a) Senior functional group: \_\_\_\_\_

Parent structure and numbering in it: .....

Substituent(s): \_\_\_\_\_

Full name: \_\_\_\_\_

b) Senior functional group: \_\_\_\_\_

Parent structure and numbering in it: .....

Substituent(s): \_\_\_\_\_

Full name: \_\_\_\_\_

c) Senior functional group: \_\_\_\_\_

Parent structure and numbering in it: .....

Substituent(s): \_\_\_\_\_

Full name: \_\_\_\_\_

d) Senior functional group: \_\_\_\_\_

Parent structure and numbering in it: .....

Substituent(s): \_\_\_\_\_

Full name: \_\_\_\_\_

\*\*\*\*\*

**7. Draw structural formulas of compounds by name, using Tables 2.1 and 2.2 (Textbook, pp. 26 and 31).**

.....

*Example.* 2-Amino-3-hydroxybutanoic acid.

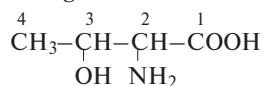
*Parent structure:* butane (4 carbon atoms).

*Suffix:* the combination **-oic acid** reflects the presence of a carboxy group whose carbon atom is included in the parent structure.

*Numbering* is carried out so that the carboxy group gets the lowest number.

*Prefixes:* **amino** and **hydroxy** show the presence of the NH<sub>2</sub> and OH groups respectively.

*Structural formula and numbering:*



**7.1.** a) 2,6-Diaminohexanoic acid; b) propan-2-ol; c) *o*-aminophenol.

**7.2.** a) Pentan-2-one; b) ethane-1,2-diol; c) *p*-aminobenzoic acid.

**7.3.** a) Hexa-1,3,5-triene; b) butane-1-thiol; c) *m*-hydroxybenzaldehyde.

**7.4.** a) 2-Oxopentanedioic acid; b) propenal; c) cyclohexanone.

a) *Parent structure:* \_\_\_\_\_

*Suffix:* \_\_\_\_\_

*Numbering:* .....

*Prefix(es):* \_\_\_\_\_

*Structural formula:*

.....

b) *Parent structure:* \_\_\_\_\_

*Suffix:* \_\_\_\_\_

*Numbering:* .....

*Prefix(es):* \_\_\_\_\_

*Structural formula:*

.....

c) *Parent structure:* \_\_\_\_\_

*Suffix:* \_\_\_\_\_

*Numbering:* .....

*Prefix(es):* \_\_\_\_\_

*Structural formula:*

.....



\*\*\*\*\*

**8. Write structural formulas of compounds named by radicofunctional nomenclature.**

.....

*Example.* Dimethyl sulfide.

*Hydrocarbon group(s):* two CH<sub>3</sub> (multiplying prefix **di-**).

*Class of the compound and its general formula:* sulfides R–S–R.

*Structural formula:* CH<sub>3</sub>–S–CH<sub>3</sub>.

It should be added here that the name of amines is written in one word, the names of other classes — separately.

.....

**8.1.** a) Diphenyl ether; b) ethyl methyl ketone; c) cyclohexylamine.

**8.2.** a) *tert*-Butyl alcohol; b) methyl phenyl ketone; c) diisopropyl ether.

**8.3.** a) Benzyl chloride; b) allyl alcohol; c) triethylamine.

**8.4.** a) Methyl bromide; b) divinyl sulfide; c) isobutyl alcohol.

a) *Hydrocarbon group(s):* \_\_\_\_\_

*Class of the compound, general formula:* \_\_\_\_\_

*Structural formula:*

.....

b) *Hydrocarbon group(s):* \_\_\_\_\_

*Class of the compound, general formula:* \_\_\_\_\_

*Structural formula:*

.....

c) *Hydrocarbon group(s):* \_\_\_\_\_

*Class of the compound, general formula:* \_\_\_\_\_

*Structural formula:*

.....

**THE CURRENT CONTROL (approximate version)**

1. Write a skeletal formula for a compound containing the cyclohexane ring and hydroxy group and determine which class it belongs to.
2. Name alanine, CH<sub>3</sub>CH(NH<sub>2</sub>)COOH, by substitutive nomenclature. Which functional groups are part of the molecule?
3. Write the structural formula for trichloroethanal.

\*\*\*\*\*

**INDEPENDENT HOMEWORK**

Tasks on topic 2.

Textbook: Chapters 1 and 3.

**Variant 1:** 1.3, 3.1, 3.7, 3.13.**Variant 2:** 1.5, 3.2, 3.8, 3.14.**Variant 3:** 1.7, 3.3, 3.9, 3.15.**Variant 4:** 1.8, 3.4, 3.10, 3.13.**Variant 5:** 1.11, 3.5, 3.11, 3.14.**Variant 6:** 1.14, 3.6, 3.12, 3.15.